


DRAFT
Consolidated Annual
Performance and Evaluation
Report (CAPER)



FY 2023/24
Alameda County
HOME Consortium
September 2024

CR-05 - Goals and Outcomes

Progress the jurisdiction has made in carrying out its strategic plan and its action plan. 91.520(a)

This could be an overview that includes major initiatives and highlights that were proposed and executed throughout the program year.

CDBG funding represents a very small percentage of the resources mobilized by the City to realize the achievements outlined in the FY 2023/24 CAPER, which represents the 4th year completed for the City's 5-Year FY 2020-2024 Consolidated Plan (Con Plan) covering July 1, 2020 through June 30, 2025. The City's achievements over the past year include the following general highlights:

- Provided assistance to more than 5,800 residents with a wide scope and variety of activities through the Housing and Human Services Grant (HHSB) program, including the following activities specifically funded with CDBG funds:
 - Open Heart Kitchen served meals to 390 Pleasanton seniors.
 - Spectrum Community Services program served 179 Pleasanton seniors and disabled residents.
- Continued to process the sale or resale of several below-market priced homes to first-time buyers through the Pleasanton Homeownership Assistance Program and continued to offer a Down Payment Assistance Loan program.
- Continued to provide housing rehabilitation program grants or loans to Pleasanton homeowners in need of health and safety and/or accessibility improvements to their homes.
- Continued to provide a range of housing counseling and home buyer education services to current and prospective residents through the non-profit ECHO Housing.

Comparison of the proposed versus actual outcomes for each outcome measure submitted with the consolidated plan and explain, if applicable, why progress was not made toward meeting goals and objectives. 91.520(g)

Categories, priority levels, funding sources and amounts, outcomes/objectives, goal outcome indicators, units of measure, targets, actual outcomes/outputs, and percentage completed for each of the grantee’s program year goals.

Goal	Category	Source / Amount	Indicator	Unit of Measure	Expected – Strategic Plan	Actual – Strategic Plan	Percent Complete	Expected – Program Year	Actual – Program Year	Percent Complete
Community Development Needs - Capital Improvements	Non-Housing Community Development	CDBG: \$	Public Facility or Infrastructure Activities other than Low/Moderate Income Housing Benefit	Persons Assisted	0	4		0	4	
Community Development Needs - Capital Improvements	Non-Housing Community Development	CDBG: \$	Homeless Person Overnight Shelter	Persons Assisted	0	4		0	4	
Community Development Needs - Capital Improvements	Non-Housing Community Development	CDBG: \$	Overnight/Emergency Shelter/Transitional Housing Beds added	Beds	0	0		0	0	
Community Development Needs - Capital Improvements	Non-Housing Community Development	CDBG: \$	Other	Other	5	0	0.00%	2	0	0.00%
Community Development Needs - Economic Development	Non-Housing Community Development	CDBG: \$	Other	Other	5	0	0.00%	1	0	0.00%

Community Development Needs - Public Services	Non-Housing Community Development	CDBG: \$	Public service activities other than Low/Moderate Income Housing Benefit	Persons Assisted	500	569	113.80%	100	569	569.00%
Homeless Needs	Affordable Housing Homeless	CDBG: \$	Homelessness Prevention	Persons Assisted	10	0	0.00%	2	0	0.00%
Housing Needs - Affordable Rental Housing	Affordable Housing	CDBG: \$	Rental units constructed	Household Housing Unit	50	0	0.00%	5	0	0.00%
Housing Needs - Affordable Rental Housing	Affordable Housing	CDBG: \$	Rental units rehabilitated	Household Housing Unit	50	0	0.00%	5	0	0.00%
Housing Needs - First Time Homebuyer	Affordable Housing	CDBG: \$	Direct Financial Assistance to Homebuyers	Households Assisted	5	0	0.00%	2	0	0.00%
Housing Needs - Preservation - Owner	Affordable Housing	CDBG: \$	Homeowner Housing Rehabilitated	Household Housing Unit	10	0	0.00%	2	0	0.00%
Housing Needs - Preservation - Rental	Affordable Housing	CDBG: \$	Rental units rehabilitated	Household Housing Unit	10	0	0.00%	2	0	0.00%
Housing Needs - Reduce Housing Discrimination	Affordable Housing	CDBG: \$	Public service activities other than Low/Moderate Income Housing Benefit	Persons Assisted	0	0		10	0	0.00%

Housing Needs - Reduce Housing Discrimination	Affordable Housing	CDBG: \$	Public service activities for Low/Moderate Income Housing Benefit	Households Assisted	50	0	0.00%			
Supportive Housing Needs	Affordable Housing	CDBG: \$	Other	Other	10	0	0.00%	2	0	0.00%

Table 1 - Accomplishments – Program Year & Strategic Plan to Date

Assess how the jurisdiction’s use of funds, particularly CDBG, addresses the priorities and specific objectives identified in the plan, giving special attention to the highest priority activities identified.

While the City is not able to address every one of the priorities and objectives in its 5-year Consolidated Plan in FY 2023/24 due to limitations in funding combined with changes in local conditions and needs from year to year, the following CDBG-funded projects did meet several of the priorities included in its Con Plan:

City "Section 108" Loan Repayment for the Axis Community Health Clinic expansion project (\$24,282 in FY 2023/24), per HUD’s 20-year repayment schedule:

- Priority 4:
 - Goal 1: Make improvements, including ADA accessibility, to public facilities, such as curbs and sidewalks, neighborhood parks and recreational improvements, homeless facilities and other public facilities/community centers.
 - Goal 3: Support public service programs for low income residents, preserving safety net services for families and individuals who are vulnerable or “in-crisis”.

City’s Housing Rehabilitation Program:

- Priority 2: Preserve existing affordable rental and ownership housing households at or below 80% of Area Median Income (AMI).

Other CDBG-funded projects addressed key community needs related to the provision of public services (Priority 4: Goal 3).

- Open Heart Kitchen Senior Meals Program: \$25,000
- Spectrum Community Services Meals on Wheels program: \$32,052

Con Plan priorities that were not addressed using CDBG funds (due to the low amount of CDBG funding received by the City) were addressed using local funds.

CR-10 - Racial and Ethnic composition of families assisted

Describe the families assisted (including the racial and ethnic status of families assisted). 91.520(a)

	CDBG
White	332
Black or African American	12
Asian	197
American Indian or American Native	9
Native Hawaiian or Other Pacific Islander	1
Total	551
Hispanic	49
Not Hispanic	502

Table 2 – Table of assistance to racial and ethnic populations by source of funds

Narrative

The City's accomplishments in terms of households and persons assisted are summarized in the attached Table P-2b. The demographics in the table include all of the projects that were funded in FY2023/24 through the City's Housing and Human Services Grant (HHSB) program, which is funded with CDBG as well as several local funding sources, specifically general funds and Lower Income Housing Fund (LIHF).

Only those served by the following CDBG-funded activities are reported in the demographic figures in Table 2 above:

- Open Heart Kitchen Senior Meals program
- Spectrum Community Services Meals on Wheels program

While none of the City's housing and community development programs during the program period were targeted to specific ethnic groups, the trends for assistance by ethnicity were generally reflective of the City's ethnic makeup. In addition, most of the households and persons assisted during FY2023/24 were considered to meet National Affordable Housing Act Section 215 goals.

CR-15 - Resources and Investments 91.520(a)

Identify the resources made available

Source of Funds	Source	Resources Made Available	Amount Expended During Program Year
CDBG	public - federal	\$575,831	

Table 3 - Resources Made Available

Narrative

The City's Housing and Human Services Grant (HHS) program is funded using federal CDBG and HOME funds as well as the City's General Fund and Lower Income Housing Funds (LIHF). CDBG funds represent a relatively small component of City resources used to realize the achievements outlined in the FY 2023/24.

Identify the geographic distribution and location of investments

Target Area	Planned Percentage of Allocation	Actual Percentage of Allocation	Narrative Description
Citywide	100	100	[Not Applicable]

Table 4 – Identify the geographic distribution and location of investments

Narrative

The majority of the City's CDBG-funded activities in FY 2023 were not tied to one specific geographic area (i.e., the services were targeted to any residents regardless of residence location). Funds that were tied to a specific geographic location are summarized below:

- Axis Community Health's clinic is located at 5925 West Las Positas Blvd. in north Pleasanton. Axis currently provides services through its existing main clinic located at 4361 Railroad Avenue in downtown Pleasanton.
- Axis Community Health's new dental clinic is located at 7212 Regional Street, Dublin, CA 94568.
- Open Heart Kitchen traditionally provides its lunchtime senior congregate meal program through the Pleasanton Senior Center located at 5353 Sunol Blvd. in south Pleasanton.
- The Sojourner House homeless shelter (funded with a collaborative Section 108 loan) and Shiloh domestic violence shelter (CDBG funds have been allocated towards the demolition and construction of a new shelter) are located at confidential locations in Livermore.

Leveraging

Explain how federal funds leveraged additional resources (private, state and local funds), including a description of how matching requirements were satisfied, as well as how any publicly owned land or property located within the jurisdiction that were used to address the needs identified in the plan.

The majority of resources cited in the preceding narrative above consisted of non-federal funds. More specifically, the City's Housing and Human Services Grant (HHSO) program, which incorporates the City's annual CDBG allocation, represented the following match of federal to local funds in FY 2023/24.

- Federal (CDBG): \$426,417 (36%)
- Federal (HOME): \$141,188 (12%)
- Local (General Funds / Lower Income Housing Funds): \$624,238 (52%)
- Total: \$1,191,843 (100%)

CR-20 - Affordable Housing 91.520(b)

Evaluation of the jurisdiction's progress in providing affordable housing, including the number and types of families served, the number of extremely low-income, low-income, moderate-income, and middle-income persons served.

	One-Year Goal	Actual
Number of Homeless households to be provided affordable housing units	0	0
Number of Non-Homeless households to be provided affordable housing units	0	0
Number of Special-Needs households to be provided affordable housing units	0	0
Total	0	0

Table 5 – Number of Households

	One-Year Goal	Actual
Number of households supported through Rental Assistance	0	0
Number of households supported through The Production of New Units	0	0
Number of households supported through Rehab of Existing Units	0	0
Number of households supported through Acquisition of Existing Units	0	0
Total	0	0

Table 6 – Number of Households Supported

Discuss the difference between goals and outcomes and problems encountered in meeting these goals.

The City does not typically build or own housing directly which impacts the ability to attain the annual goals listed above.

While the new projects discussed below ensure that the annual goals are met and exceeded over the longer term, none of the projects are funded with federal CDBG funds.

In FY 2023/24, the Rapid Re-Housing Program, which is administered by Abode Services, served six (6) income-eligible households (10 persons): two (2) households were placed in permanent housing and four (4) households have been receiving rental subsidy since last fiscal year.

The Housing Rehabilitation Program completed four (4) projects in FY 2023/24 which included four (4) grants to eligible homeowners. Habitat for Humanity, who administers this program, continue to struggle with finding available contractors and project delays due to supply chain issues and higher construction costs.

Discuss how these outcomes will impact future annual action plans.

The City will continue to monitor its progress toward meeting annual goals for the production of affordable housing units for homeless, non-homeless, and special needs populations as current and future projects move forward toward construction and completion. The goals within annual Action Plans may be adjusted as needed.

Include the number of extremely low-income, low-income, and moderate-income persons served by each activity where information on income by family size is required to determine the eligibility of the activity.

Number of Households Served	CDBG Actual	HOME Actual
Extremely Low-income	0	0
Low-income	0	0
Moderate-income	0	0
Total	0	0

Table 7 – Number of Households Served

Narrative Information

The overall number of beneficiaries from the City's Housing and Human Services Grant (HHSG) program for FY 2023/24, including both CDBG and locally-funded activities, is summarized in Table P-2b. The Rapid Re-Housing and the Housing Rehabilitation programs were not funded with federal CDBG funds. Consequently, the number of persons served by these projects are not reflected on Table 13 - Number of Persons Served above.

Statistics for persons served through HOME-funded activities will be reported separately by Alameda County.

CR-25 - Homeless and Other Special Needs 91.220(d, e); 91.320(d, e); 91.520(c)
Evaluate the jurisdiction's progress in meeting its specific objectives for reducing and ending homelessness through:

Reaching out to homeless persons (especially unsheltered persons) and assessing their individual needs

In July 2021, the City of Pleasanton established a two-year pilot program – Alternative Mental Health Response Unit (AMHRU). This unit comprised of a Police Sergeant, two Homeless Liaison Officers (two sworn Police Officers) and two professional clinicians. The AMHRU operates weekdays and visits the City's unhoused residents trying daily to connect each of them to services.

The City also contracts with a care provide organization, CityServe of the Tri-Valley. The AMHRU and City staff work closed to work with the unhoused. Alameda County also contracts with Abode Services, another unhoused service provider. Abode Services spends time in the Tri-Valley region responding and providing services to the unhoused.

The City also coordinates abatements with CalTrans on State properties that are within City limits. Prior to encampments abatements, residents are offered connections to services.

Addressing the emergency shelter and transitional housing needs of homeless persons

The City of Pleasanton funds CityServe of the Tri-Valley through various sources so they can provide services through two programs. The homeless prevention and family stabilization program which involves a multifaceted approach of providing safety-net emergency fiscal resources, such as rental assistance, security deposit and move-in costs, utility bill payments, and individualized resourcing to connect those in need to local programs to prevent Pleasanton residents from becoming homeless. Meanwhile, the homeless intervention and crisis stabilization program provides crisis intervention and street outreach to unsheltered Pleasanton residents in hotels and encampments to provide them access to services and resources, such as the shower and laundry program on Wednesdays 12-3pm at the Asbury United Methodist Church and food deliveries in coordination with the Open Heart Kitchen street team.

The City of Pleasanton funds Abode Services to offer a rapid re-housing program specific to homeless individuals and families in Pleasanton. This program work with rapid re-housing program participants to escape homelessness, increase their income, and obtain stability.

The City of Pleasanton is also providing funds to Tri-Valley Haven, another Tri-Valley human services organization that serves adults and children who have experienced domestic violence, sexual assault, and/or homelessness. Tri-Valley Haven operates a 30-bed domestic violence shelter as well as a 16-bed homeless shelter. These are the only shelters in the Bay Area that accept boys over the age of 10.

Helping low-income individuals and families avoid becoming homeless, especially extremely low-income individuals and families and those who are: likely to become homeless after being discharged from publicly funded institutions and systems of care (such as health care facilities, mental health facilities, foster care and other youth facilities, and corrections programs and institutions); and, receiving assistance from public or private agencies that address housing, health, social services, employment, education, or youth needs

Every year in March, the City of Pleasanton Housing Commission and Human Services Commission make financial recommendations for the City Council to consider funding over \$1 million in funds for low-income individuals and families. Areas of care services include: food, unhoused/unsheltered, housing, legal, financial, disabled/special needs, employment, childcare, youth, seniors, and domestic violence. In Fiscal Year 2022/23 (July 1, 2022 to June 30, 2023), the City Council-approved funds for the annual Housing and Human Services Grant Program supported agencies, such as Open Heart Kitchen, Spectrum Community Services, CityServe of the Tri-Valley, Tri-Valley Haven, and ECHO Housing, to serve 3,350 individuals in a variety of ways to keep them in their homes and avoid homelessness. Furthermore, while sometimes difficult to track, the aforementioned AMHRU and CityServe work with healthcare providers, such as Stanford Tri-Valley, to work with extremely low/low income individuals upon being discharged from care.

Helping homeless persons (especially chronically homeless individuals and families, families with children, veterans and their families, and unaccompanied youth) make the transition to permanent housing and independent living, including shortening the period of time that individuals and families experience homelessness, facilitating access for homeless individuals and families to affordable housing units, and preventing individuals and families who were recently homeless from becoming homeless again

In 2020, the non-profit Goodness Village was established in the Tri-Valley. As the first tiny home community established in the region (Livermore, CA), Goodness Village is a permanent supportive housing program intentionally designed for Tri-Valley residents to successfully transition out of chronic homelessness. Goodness Village provides a 24/7 program for its 28 residents who were chronically homeless that imparts basic life skills, education, mental health and addiction services, micro-enterprise opportunities, apprenticeships, vocational training, peer support, and resources to empower participants to improve the quality of their lives, achieve self-sufficiency, and build a safer and more secure home and life. The AMHRU and CityServe works with the unhoused population to ensure that they were document ready and prepared them for an “entry interview” to become one of the first 28 permanent residents at Goodness Village. The AMHRU and CityServe were able to secure housing for seven (7) Pleasanton unsheltered residents. In FY 2022/23, another unsheltered Pleasanton resident became a Goodness Village resident resulting to Goodness Village now housing eight (8) formally homeless Pleasanton residents.

The City of Pleasanton also meets monthly, cross jurisdictionally (City, County, Pleasanton School District, service providers CityServe and ECHO Housing, health care providers Axis Community Health, and Special District) to assist the unhoused by identifying individual needs and where those individuals are within the continuum of care (specifically the Coordinated Entry System) with Alameda County.

CR-30 - Public Housing 91.220(h); 91.320(j)

Actions taken to address the needs of public housing

In collaboration with MidPen Housing Corporation, Kottinger Place (50 units), which was constructed in the 1970s and was the only Public Housing development in Pleasanton, and Pleasanton Gardens, a 40-unit Section 236 / Section 8 elderly housing complex across the street, were successfully redeveloped in to a new Lower Income Housing Tax Credit (LIHTC) project with 185 total units for rental at very low and extremely low income levels. Consequently, the Pleasanton Housing Authority is the process of dissolution as Kottinger Place is no longer a public housing property.

The Housing Authority of the County of Alameda (HACA) that serves all cities in Alameda County does not have any public housing sites in Pleasanton. HACA does administer the Section 8 Voucher program and the Shelter Plus Care certificate programs. As of June 2023, there are 298 vouchers and 3 Shelter Plus Care certificates being utilized by Pleasanton residents.

Actions taken to encourage public housing residents to become more involved in management and participate in homeownership

Kottinger Place was Pleasanton's only Public Housing development. At the present time, all residents are elderly. While they are encouraged to be involved in management activities (e.g., through regular resident meetings), there is no program to promote home ownership due to the nature of the resident population.

Actions taken to provide assistance to troubled PHAs

Not applicable. The Pleasanton Housing Authority has been designated as a High Performing PHA by HUD.

CR-35 - Other Actions 91.220(j)-(k); 91.320(i)-(j)

Actions taken to remove or ameliorate the negative effects of public policies that serve as barriers to affordable housing such as land use controls, tax policies affecting land, zoning ordinances, building codes, fees and charges, growth limitations, and policies affecting the return on residential investment. 91.220 (j); 91.320 (i)

The City recently completed an update to its Housing Element which was subsequently certified by the California Department of Housing and Community Development (State). The update provides guidelines for projected housing demand, design expectations, and affordability for the various types of housing associated with all income levels. The primary strategy for implementing the Housing Element is to update the City's zoning code to ensure that the City has sufficient zoned capacity to facilitate its Regional Housing Needs Allocation. Known as RHNA, this number is generated by the State and takes into consideration projected additional housing needs, including affordable housing.

Actions taken to address obstacles to meeting underserved needs. 91.220(k); 91.320(j)

The City's Housing Commission (HC) continued to address affordable housing issues during FY 2023/24. The HC was formed in 1996 and has since taken on a strong role as an affordable housing advocate, reviewing and formulating recommendations concerning City policies for affordable housing projects, a budget for use of the City's Housing Fund, requests for City fee waivers, the development of incentives for affordable housing developers, inclusionary zoning policies, rent increases relative to Section 8 assistance, and other issues. The City did complete the re-organization of its commissions and committees that resulted in the dissolution of the Housing Commission, but the tasks and responsibilities of the Housing Commission being transferred to the City's Planning Commission. The Planning Commission will now reviewing affordable housing projects and policies.

Actions taken to reduce lead-based paint hazards. 91.220(k); 91.320(j)

No specific housing rehabilitation programs were implemented during the program period to reduce lead-based paint hazards inasmuch as the City's housing stock is generally young and in good condition. Mitigations continue to be implemented on an as-needed basis in conjunction with the City's housing rehabilitation program (funded with federal CDBG and HOME funds as well as the City's Lower Income Housing Fund and administered by Habitat for Humanity). The City is not currently a party to the joint powers agreement which established Alameda County's existing lead abatement program. The City will consider conducting targeted mailings to existing homes built before 1978 as deemed necessary.

Actions taken to reduce the number of poverty-level families. 91.220(k); 91.320(j)

The City established the Tri-Valley Housing Scholarship Program in the late 1990's, and this program has been revamped as the City's Rapid Re-Housing Program to assist persons who are homeless or at risk of homelessness by providing them with a gradually reducing rental subsidy to allow them to become fully self-sufficient in pay their own rent. CityServe provides emergency rental assistance for back rent and/or security deposits and move-in costs, motel vouchers, and other resources to prevent Pleasanton residents from becoming homeless. No additional specific anti-poverty programs or strategies were initiated locally during the program period inasmuch as Pleasanton has a low poverty level relative to other areas of Alameda County.

Actions taken to develop institutional structure. 91.220(k); 91.320(j)

The City's Housing Manager is responsible for coordinating a variety of housing-related efforts which

have heretofore been distributed among various City departments and contract agencies. As described earlier, the City established a Housing Commission in 1996. This commission has taken on a strong role as an affordable housing advocate. The Housing Commission has established several project-specific task forces (e.g., the Assisted Living Facility Subcommittee, the Kottinger Place Redevelopment Task Force, City Council / Commission Grant Process Working Group, etc.) to work on specific affordable housing projects and activities.

In FY 2023/24, the City completed the fourteenth (14th) full year of implementation of the City's community grant allocation program that consolidated funds from multiple sources (e.g., CDBG, HOME, City Lower Income Housing Fund, and General Fund dollars for human services) into a single allocation process called the Housing and Human Services Grant (HHSG) program. The HHSG program was introduced in 2009 and has increased the aggregate amount of funding available agencies as well as the efficiency in allocating and utilizing the funds. The application process was converted to an online system (ZoomGrants) for the FY 2010 funding cycle, and all reporting and invoicing is now being conducted electronically. Such enhancements to the local institutional structure continue to improve the City's ability to coordinate and deliver housing and human services.

Actions taken to enhance coordination between public and private housing and social service agencies. 91.220(k); 91.320(j)

Although the tri-Valley Affordable Housing Committee (TVAHC), which is made up of representatives from the jurisdictions in the Tri-Valley area (Pleasanton, Livermore, Dublin, San Ramon, Danville, and the counties of Alameda and Contra Costa), was dissolved, city staff from the cities of San Ramon, Dublin, Livermore, and Pleasanton continued to meet in order to discuss affordable housing policies and best practices.

Pleasanton has cooperated in many instances with the cities of Livermore and Dublin to fund projects and services which are of benefit to the Tri-Valley area, assisting agencies which are located outside of Pleasanton but provide important services to Pleasanton residents. Examples of such support include:

- Arroyo Vista (Dublin)
 - Public Housing (rental) for very low income families
- Kaleidoscope Activity Center (Dublin)
 - Educational program for children with developmental disabilities
- Arroyo Commons (Livermore)
 - Rental housing for adults with developmental disabilities
- Las Posadas (Livermore)
 - Rental housing for very low income families
- Livermore Transitional Housing (Livermore)
 - Transitional housing facility for families emerging from homelessness
- Tri-Valley Haven for Women (Livermore)
 - Shelter for women and children victims of domestic violence
- ECHO Housing
 - Non-profit provides tenant-landlord and fair housing counseling and homebuyer and credit counseling education
- Alameda County Linkages Program (Alameda County)
 - Temporary rent subsidies for dually-diagnosed persons emerging from homelessness

- Housing Alliance Project (Castro Valley)
 - Rental housing for very low income persons with special needs
- Fremont Oak Gardens (Fremont)
 - Below market rental housing for deaf senior citizens
- Carmen Ave. Apartments (Livermore)
 - Rental housing for adults with disabilities and for victims of domestic violence

During FY 2023/24, in spite of increasing land costs and community pressures to curtail additional development, the City continued to work with private developers to encourage the construction of affordable housing in Pleasanton.

Identify actions taken to overcome the effects of any impediments identified in the jurisdictions analysis of impediments to fair housing choice. 91.520(a)

As an active member of the Alameda County HOME Consortium, the City continues to adhere to the Consortium’s Analysis of Impediments to Fair Housing (AI) update that was completed in early 2015. A Consortium-level approach has been deemed appropriate for this type of analysis because the constraints to fair housing choice, as well as the opportunities to address these constraints, are common to the jurisdictions in our sub-region. The HOME Consortium Analysis of Impediments includes demographic information for each jurisdiction, an evaluation of each jurisdiction’s fair housing status, a description of public and private impediments to fair housing choice, and an assessment of current public and private fair housing programs.

In FY 2018-2019, the Alameda County HOME Consortium, in collaboration with the cities of Berkeley and Oakland and the housing authorities of the cities of Alameda, Berkeley, Livermore, and Oakland, have begun the process of updating the 2015 AI. The new AI was submitted prior to the December 31, 2019 deadline.

As described earlier, the City provides fair housing and housing counseling services to area residents through a contract with ECHO Housing. The City’s funding of this service is high on a per-capita basis relative to other communities, and the majority of this service is paid for with local rather than HUD funds. In addition to the general services provide through the City’s contract with ECHO, the City of Pleasanton has been active in the following areas:

- Collaborative funding of regional housing projects benefiting Pleasanton residents (listed earlier).
- An extensive Housing Rehabilitation Program through a contract with Habitat for Humanity, the City’s housing rehabilitation program administrator, which ensures outreach to minority and women contractors as well as local business enterprises.
- Rehabilitation grants and loans available to assist landlords in removing accessibility barriers to expand rental opportunities for persons with physical disabilities.
- Use of local, State, and HOME funds to construct and or acquire and rehabilitate housing units for rental by persons with physical, mental, and developmental disabilities.
- Sponsorship of the Rapid Re-Housing Program, formerly the Tri-Valley Housing Scholarship Program, through a contract with Abode Services, which offers tenant-based rental assistance to households who are homeless or at risk of being homeless.

CR-40 - Monitoring 91.220 and 91.230

Describe the standards and procedures used to monitor activities carried out in furtherance of the plan and used to ensure long-term compliance with requirements of the programs involved, including minority business outreach and the comprehensive planning requirements

The City continues to implement procedures targeted at ensuring compliance with program requirements on an on-going basis. Since becoming an entitlement city in FY 1994, staff has refined procedures for monitoring subrecipients, tracking fixed assets, ensuring compliance with wage requirements, and other provisions. City staff has acquired additional ideas from other jurisdictions which are planned for implementation in the near future to further improve program compliance. For example, several years ago, staff from the cities of Pleasanton and Livermore began to collaborate in annual monitoring visits with subrecipients that are funded by both cities. This relationship was expanded in 2012 to include the City of Dublin (a non-entitlement Urban County jurisdiction).

The City maintains an active database of potential interested parties and uses it to send out notification of grant funding opportunities at the beginning of every application cycle (early December). The list currently includes approximately 250 nonprofit agencies, individuals, and other interested parties. In addition, ads are placed in local newspapers (including the Pleasanton Weekly which is distributed to every household in Pleasanton) and on the City's website. In 2010, the City converted its grant management system to an online system supported by ZoomGrants. This provides a new and effectively global means of access to the City's annual grant funding opportunities.

The City works closely with Habitat for Humanity to maintain a database of minority and female-owned businesses that are eligible to provide work on grant and loan jobs through the City's Housing Rehabilitation Program. Grant agreements include all applicable language requiring subrecipient conformance with prevailing wage, MBE/WBE, Section 3, and other applicable federal and local requirements.

Citizen Participation Plan 91.105(d); 91.115(d)

Describe the efforts to provide citizens with reasonable notice and an opportunity to comment on performance reports.

The City provides several opportunities to solicit comments from the public on the CAPER:

- The draft CAPER report will be posted on the City's website with the current Consolidated Plan and Action Plan. Members of the public are provided numerous ways to provide comments to the City beginning September 3rd through September 19th, 2024. This public comment period meets HUD's 15-day public comment period requirement.
- Subrecipients of grant funds are sent direct notices via email.
- The County of Alameda coordinates a regional public review period for the annual CAPER through the Alameda County HOME Consortium (of which Pleasanton is a member jurisdiction).

CR-45 - CDBG 91.520(c)

Specify the nature of, and reasons for, any changes in the jurisdiction's program objectives and indications of how the jurisdiction would change its programs as a result of its experiences.

There are no changes to the City's program objectives.

Does this Jurisdiction have any open Brownfields Economic Development Initiative (BEDI) grants?

No

CR-58 – Section 3

Identify the number of individuals assisted and the types of assistance provided

Total Labor Hours	CDBG	HOME	ESG	HOPWA	HTF
Total Number of Activities	1	0	0	0	0
Total Labor Hours	0				
Total Section 3 Worker Hours	0				
Total Targeted Section 3 Worker Hours	0				

Table 8 – Total Labor Hours

Qualitative Efforts - Number of Activities by Program	CDBG	HOME	ESG	HOPWA	HTF
Outreach efforts to generate job applicants who are Public Housing Targeted Workers					
Outreach efforts to generate job applicants who are Other Funding Targeted Workers.					
Direct, on-the job training (including apprenticeships).					
Indirect training such as arranging for, contracting for, or paying tuition for, off-site training.					
Technical assistance to help Section 3 workers compete for jobs (e.g., resume assistance, coaching).					
Outreach efforts to identify and secure bids from Section 3 business concerns.					
Technical assistance to help Section 3 business concerns understand and bid on contracts.					
Division of contracts into smaller jobs to facilitate participation by Section 3 business concerns.					
Provided or connected residents with assistance in seeking employment including: drafting resumes, preparing for interviews, finding job opportunities, connecting residents to job placement services.					
Held one or more job fairs.					
Provided or connected residents with supportive services that can provide direct services or referrals.					
Provided or connected residents with supportive services that provide one or more of the following: work readiness health screenings, interview clothing, uniforms, test fees, transportation.					
Assisted residents with finding child care.					
Assisted residents to apply for, or attend community college or a four year educational institution.					
Assisted residents to apply for, or attend vocational/technical training.					
Assisted residents to obtain financial literacy training and/or coaching.					
Bonding assistance, guaranties, or other efforts to support viable bids from Section 3 business concerns.					
Provided or connected residents with training on computer use or online technologies.					
Promoting the use of a business registry designed to create opportunities for disadvantaged and small businesses.					
Outreach, engagement, or referrals with the state one-stop system, as designed in Section 121(e)(2) of the Workforce Innovation and Opportunity Act.					
Other.					

Table 9 – Qualitative Efforts - Number of Activities by Program

Narrative

The City of Pleasanton did not have an activity subject to Section 3 at 24 CFR Part 75 to report in FY2023/24. While the Tri-Valley Haven Shiloh Rebuild capital project is subject to Section 3, this project has yet begun in FY2023/24. The City will report on the Section 3 activities of this project next fiscal year 2024/25 when the demolition is anticipated to be completed and construction of the new shelter is anticipated to begin.

Attachment

Table P-2b

Table P-2b: City of Pleasanton FY 2023/24 CAPER - HHS Grant Program Demographic Data																						
Agency	Target number of clients to be served	Number of Households / Persons Assisted																				
		Income				Racial Categories											Household Characteristics					TOTAL
		Extremely Low Income (<30% AMI)	Very Low Income (30%-50% AMI)	Low Income (50%-80% AMI)	Other Income (>80% AMI)	White	Black or Afr Am	Asian	Am Ind or Alaska Native	Native Hawaiian or Other Pacific Islander	Am Ind Alaska Nat + White	Asian + White	Black or Afr Am + White	Am Ind Alaska Nat + Afr Am	Other Multi-Racial	Hispanic Ethnicity	Senior (62+)	People with Disabilities	Female Head of Household	Youth	Homeless	
Homeless Services (Rapid Re-Housing Program)	6	5	3	1	1	4	4	0	0	0	0	0	0	0	2	1	1	1	0	0	10	10
Assistance League of Amador Valley (Clothing the Children)	150	76	0	0	1	76	1	0	0	0	0	0	0	0	0	76	0	0	0	77	0	77
Community Health (Triage Nurse)	2,566	1509	80	124	208	1,594	12	72	3	0	0	0	0	0	240	1,511	495	97	47	266	20	1,921
LICO Center (Pleasanton Child Abuser Intervention)	22	6	4	7	4	13	0	2	0	4	0	0	0	0	2	5	0	0	3	13	0	21
Centro Legal de la Raza (Fair & Secure Housing Project)	30	7	4	0	1	5	3	0	0	0	0	0	0	0	4	3	1	1	4	1	0	12
Chabot-LP CCD - Tri-Valley Career Center (Pleasanton Pathways to Employment)	365	22	18	34	116	11	6	15	0	0	0	0	1	157	4	4	0	9	0	0	0	190
Chabot-LP CCD - Tri-Valley Career Center (Pleasanton VITA Services)	165	105	38	20	5	58	8	30	1	2	0	27	0	42	0	44	0	16	22	2	2	168
Services of the Tri-Valley (Homelessness Prevention)	621	447	52	32	19	211	52	98	1	2	1	0	3	182	90	16	8	14	5	82	550	
Services of the Tri-Valley (Homeless Intervention)	205	94	3	2	0	44	18	3	2	0	1	0	0	31	16	23	17	20	2	99	99	
Homeless (Housing & Independent Living Services)	30	13	6	1	0	13	3	4	0	0	0	0	0	0	0	2	20	5	2	3	20	
HO Housing (Housing Counseling Services)	305	42	217	48	0	170	59	29	4	7	4	0	0	34	67	28	12	147	0	0	307	
Homeless Village (Tiny Homes)	7	9	0	0	0	9	0	0	0	0	0	0	0	0	2	4	9	2	0	9	9	
Hubitat for Humanity (Housing Rehabilitation Program)	3	1	2	1	0	3	0	0	1	0	0	0	0	0	0	4	1	4	0	0	4	
Family Resource Center	46	410	105	60	50	280	95	50	0	0	0	15	0	185	370	35	61	76	8	54	625	
Family (Workforce Development - Additional Childcare Spaces)	5	26	23	30	22	45	3	7	0	0	0	0	0	46	34	0	0	99	0	0	101	
Hope Hospice, Inc (Grief Support & Volunteer Services)	370	0	0	0	118	23	2	1	2	0	0	0	0	90	0	80	0	0	25	0	118	
Legal Assistance for Seniors (Legal & Supportive Services for Pleasanton Seniors)	270	6	6	0	2	7	1	1	0	1	0	0	0	4	3	10	6	6	0	0	14	
Senior Heart Kitchen (Senior Meal Program)	700	253	55	37	45	201	8	160	9	0	0	2	1	9	40	670	87	135	0	5	390	
Partners for Change Tri-Valley (Education and Mentorship Program for Poverty Alleviation)	10	7	9	0	0	10	5	0	0	1	0	0	0	0	6	3	0	15	0	4	16	
Spectrum Community Services (Meals on Wheels)	135	89	57	6	27	131	4	35	0	1	0	0	0	8	12	178	184	72	0	0	179	
Sunflower Hill (Sunflower Hill Program Support at Itby Ranch)	50	0	0	17	0	14	0	3	0	0	0	0	0	0	0	0	17	0	0	0	17	
Sunflower Hill (Sunflower Hill Program Support)	50	0	0	54	0	3	1	7	0	0	0	0	0	43	2	0	54	0	0	0	54	
-Valley Haven (Counseling and Legal Services)	10	50	5	10	2	38	7	10	0	0	0	0	0	12	10	0	4	27	0	11	67	
-Valley Haven (Food Pantry)	600	585	240	2	3	363	46	310	0	6	0	0	0	105	177	172	15	113	0	12	830	
-Valley Haven (Shiloh DV Shelter & Services)	2	4	0	0	0	0	0	2	0	0	0	0	0	2	0	0	0	2	0	4	4	
-Valley Haven (Shiloh Rebuild)	45	4	0	0	0	0	0	2	0	0	0	0	0	2	0	0	0	2	0	2	4	
-Valley Haven (Sojourner House)	2	9	0	0	0	1	3	0	0	0	0	0	0	5	1	0	0	5	0	9	9	
Tri-Valley REACH (Home Improvement Projects/Repairs/Maintenance)	16	16	0	0	0	14	0	2	0	0	0	0	0	1	0	16	0	0	0	0	16	
TOTAL:		3,795	927	486	624	3,341	341	843	23	24	6	44	5	1,205	2,431	1,770	610	823	421	208	5,832	
(percent)		65%	16%	8%	11%	57%	6%	14%	0%	0%	0%	1%	0%	21%	42%	30%	10%	14%	7%	9%	100%	
CDBG-funded projects		342	112	43	72	332	12	195	9	1	0	2	1	17	52	848	271	207	0	5	569	
HOME-funded projects		6	5	2	1	7	4	0	1	0	0	0	0	2	1	5	2	4	0	10	14	

PR03 - CDBG Activity Summary



U.S. Department of Housing and Urban Development
 Office of Community Planning and Development
 Integrated Disbursement and Information System
 CDBG Activity Summary Report (GPR) for Program Year 2023
 PLEASANTON

Date: 30-Aug-2024
 Time: 12:57
 Page: 1

PGM Year: 2021
Project: 0004 - Open Heart Kitchen Vineyard 2.0 Kitchen Project
IDIS Activity: 327 - Open Heart Kitchen Vineyard 2.0 Kitchen Project (2021)
Status: Completed 6/30/2024 12:00:00 AM
Location: 460 N Livermore Ave Livermore, CA 94551-2929
Objective: Create suitable living environments
Outcome: Availability/accessibility
Matrix Code: Neighborhood Facilities (03E) **National Objective:** LMC

Activity to prevent, prepare for, and respond to Coronavirus: No

Initial Funding Date: 08/15/2022

Description:

Open Heart Kitchen has partnered with Housing Consortium of the East Bay (HCEB) to construct the commercial kitchen that will be its permanent home for its hot meals program at the Vineyard 2.0 project in Livermore.
 This project is a mixed-used development that will include 24 rental housing units for formerly homeless individuals, and a 10,000 square foot commercial space consisting of a commercial kitchen, dining room, and a Homeless Resource Center.

Financing

	Fund Type	Grant Year	Grant	Funded Amount	Drawn In Program Year	Drawn Thru Program Year
CDBG	EN	2016	B16MC060050	\$32,190.60	\$0.00	\$32,190.60
		2017	B17MC060050	\$14,763.00	\$0.00	\$14,763.00
		2018	B18MC060050	\$11,544.62	\$0.00	\$11,544.62
		2019	B19MC060050	\$116,432.56	\$0.00	\$116,432.56
		2020	B20MC060050	\$29,249.77	\$0.00	\$29,249.77
		2021	B21MC060050	\$9,831.45	\$0.00	\$9,831.45
Total	Total			\$214,012.00	\$0.00	\$214,012.00

Proposed Accomplishments

Public Facilities : 1

Actual Accomplishments

Number assisted:

	Owner		Renter		Total		Person	
	Total	Hispanic	Total	Hispanic	Total	Hispanic	Total	Hispanic
White:	0	0	0	0	0	0	45	10
Black/African American:	0	0	0	0	0	0	0	0
Asian:	0	0	0	0	0	0	41	0
American Indian/Alaskan Native:	0	0	0	0	0	0	0	0
Native Hawaiian/Other Pacific Islander:	0	0	0	0	0	0	0	0
American Indian/Alaskan Native & White:	0	0	0	0	0	0	0	0



U.S. Department of Housing and Urban Development
 Office of Community Planning and Development
 Integrated Disbursement and Information System
 CDBG Activity Summary Report (GPR) for Program Year 2023
 PLEASANTON

Date: 30-Aug-2024
 Time: 12:57
 Page: 2

Asian White:	0	0	0	0	0	0	0	0
Black/African American & White:	0	0	0	0	0	0	1	1
American Indian/Alaskan Native & Black/African American:	0	0	0	0	0	0	0	0
Other multi-racial:	0	0	0	0	0	0	9	2
Asian/Pacific Islander:	0	0	0	0	0	0	0	0
Hispanic:	0	0	0	0	0	0	0	0
Total:	0	0	0	0	0	0	96	13
Female-headed Households:	0		0		0			

Income Category:

	Owner	Renter	Total	Person
Extremely Low	0	0	0	64
Low Mod	0	0	0	19
Moderate	0	0	0	13
Non Low Moderate	0	0	0	0
Total	0	0	0	96
Percent Low/Mod				100.0%

Annual Accomplishments

Years	Accomplishment Narrative	# Benefiting
2021	In FY 2021/22, the developer Housing Consortium of the East Bay (HCEB) closed financing, and ground was broken on the project, and construction has begun. The CDBG funds are for construction costs of the Open Heart Kitchen kitchen shell, and these funds are projected to be spent down in FY 2022/23.	
2022	Significant progress has been made to this project in FY 2022/23. The Open Heart Kitchen kitchen shell, which was funded with CDBG funds, has been substantially completed with the entire \$214,012 CDBG allocation expended. Framing, plumbing, electrical, insulation, and drywall are all completed. Flooring installation and the installation of drop ceilings were completed in FY 2023/24. Open Heart Kitchen completed the commercial-scale kitchen in December 2023, and the entire Vineyard Resource Center had its soft opening on January 22, 2024. The accomplishments reported are the clients served by Open Heart Kitchen between January - June 2024.	



U.S. Department of Housing and Urban Development
 Office of Community Planning and Development
 Integrated Disbursement and Information System
 CDBG Activity Summary Report (GPR) for Program Year 2023
 PLEASANTON

Date: 30-Aug-2024
 Time: 12:57
 Page: 3

PGM Year: 2022
Project: 0002 - Spectrum Community Services - Meals on Wheels
IDIS Activity: 329 - Spectrum Community Services - Meals on Wheels (2022)
Status: Completed 6/30/2023 12:00:00 AM
Location: 2621 Barrington Ct Hayward, CA 94545-1100
Objective: Create suitable living environments
Outcome: Availability/accessibility
Matrix Code: Other Public Services Not Listed in 05A-05Y, 03T (05Z) **National Objective:** LMC

Activity to prevent, prepare for, and respond to Coronavirus: No

Initial Funding Date: 04/04/2023

Description:
 In FY2022-2023, Spectrum's Meals on Wheels Program will deliver a minimum of 17,900 nutritious, self-sustaining meals and provide important daily safety checks to 86 unduplicated, Pleasanton homebound seniors.

Financing

	Fund Type	Grant Year	Grant	Funded Amount	Drawn In Program Year	Drawn Thru Program Year
CDBG	EN	2022	B22MC060050	\$24,857.00	\$12,297.57	\$24,857.00
Total	Total			\$24,857.00	\$12,297.57	\$24,857.00

Proposed Accomplishments

People (General) : 86

Actual Accomplishments

Number assisted:

	Owner		Renter		Total		Person	
	Total	Hispanic	Total	Hispanic	Total	Hispanic	Total	Hispanic
White:	0	0	0	0	0	0	133	5
Black/African American:	0	0	0	0	0	0	7	0
Asian:	0	0	0	0	0	0	30	2
American Indian/Alaskan Native:	0	0	0	0	0	0	0	0
Native Hawaiian/Other Pacific Islander:	0	0	0	0	0	0	2	0
American Indian/Alaskan Native & White:	0	0	0	0	0	0	0	0
Asian White:	0	0	0	0	0	0	0	0
Black/African American & White:	0	0	0	0	0	0	0	0
American Indian/Alaskan Native & Black/African American:	0	0	0	0	0	0	0	0
Other multi-racial:	0	0	0	0	0	0	12	0
Asian/Pacific Islander:	0	0	0	0	0	0	0	0
Hispanic:	0	0	0	0	0	0	0	0



U.S. Department of Housing and Urban Development
 Office of Community Planning and Development
 Integrated Disbursement and Information System
 CDBG Activity Summary Report (GPR) for Program Year 2023
 PLEASANTON

Date: 30-Aug-2024
 Time: 12:57
 Page: 4

Total:	0	0	0	0	0	0	184	7	
Female-headed Households:	0		0		0				
<i>Income Category:</i>									
	Owner	Renter	Total						Person
Extremely Low	0	0	0						69
Low Mod	0	0	0						86
Moderate	0	0	0						29
Non Low Moderate	0	0	0						0
Total	0	0	0						184
Percent Low/Mod									100.0%

Annual Accomplishments

Years	Accomplishment Narrative	# Benefitting
2022	Between July 1, 2022 through June 30, 2023, Spectrum provided 22,544 meals and wellness checks to 184 Pleasanton homebound seniors and disabled adults.	



U.S. Department of Housing and Urban Development
 Office of Community Planning and Development
 Integrated Disbursement and Information System
 CDBG Activity Summary Report (GPR) for Program Year 2023
 PLEASANTON

Date: 30-Aug-2024
 Time: 12:57
 Page: 5

PGM Year: 2022
Project: 0003 - City of Pleasanton Axis Section 108 Loan Repayment
IDIS Activity: 330 - City of Pleasanton Axis Section 108 Loan Repayment (2022)
Status: Completed 6/30/2023 12:00:00 AM
Location: ,
Objective:
Outcome:
Matrix Code: Payment of interest on Section 108 loans (24A)
National Objective:

Activity to prevent, prepare for, and respond to Coronavirus: No

Initial Funding Date: 04/04/2023

Description:
 Planned repayment of the City of Pleasanton's annual contribution for a Section 108 Loan sponsored by the City in collaboration with the cities of Dublin and Livermore for construction of the Axis Community Health Clinic.
 This repayment is for FY2022-2023, as specified by HUD's 20-Year Repayment Plan.

Financing

	Fund Type	Grant Year	Grant	Funded Amount	Drawn In Program Year	Drawn Thru Program Year
CDBG	EN	2022	B22MC060050	\$24,748.51	\$1.90	\$24,748.51
Total	Total			\$24,748.51	\$1.90	\$24,748.51

Proposed Accomplishments

Actual Accomplishments

Number assisted:

	Owner		Renter		Total		Person	
	Total	Hispanic	Total	Hispanic	Total	Hispanic	Total	Hispanic
White:					0	0		
Black/African American:					0	0		
Asian:					0	0		
American Indian/Alaskan Native:					0	0		
Native Hawaiian/Other Pacific Islander:					0	0		
American Indian/Alaskan Native & White:					0	0		
Asian White:					0	0		
Black/African American & White:					0	0		
American Indian/Alaskan Native & Black/African American:					0	0		
Other multi-racial:					0	0		
Asian/Pacific Islander:					0	0		
Hispanic:					0	0		
Total:	0	0	0	0	0	0	0	0



U.S. Department of Housing and Urban Development
Office of Community Planning and Development
Integrated Disbursement and Information System
CDBG Activity Summary Report (GPR) for Program Year 2023
PLEASANTON

Date: 30-Aug-2024

Time: 12:57

Page: 6

Female-headed Households:

0

Income Category:

	Owner	Renter	Total	Person
Extremely Low			0	
Low Mod			0	
Moderate			0	
Non Low Moderate			0	
Total	0	0	0	0
Percent Low/Mod				

Annual Accomplishments

No data returned for this view. This might be because the applied filter excludes all data.



U.S. Department of Housing and Urban Development
 Office of Community Planning and Development
 Integrated Disbursement and Information System
 CDBG Activity Summary Report (GPR) for Program Year 2023
 PLEASANTON

Date: 30-Aug-2024
 Time: 12:57
 Page: 7

PGM Year: 2022
Project: 0004 - City of Pleasanton Administration
IDIS Activity: 331 - City of Pleasanton Administration (2022)
Status: Completed 6/30/2023 12:00:00 AM
Location: ,
Objective:
Outcome:
Matrix Code: General Program Administration (21A) **National Objective:**

Activity to prevent, prepare for, and respond to Coronavirus: No

Initial Funding Date: 04/04/2023

Description:
 General administration of the CDBG program in FY2022-2023.

Financing

	Fund Type	Grant Year	Grant	Funded Amount	Drawn In Program Year	Drawn Thru Program Year
CDBG	EN	2022	B22MC060050	\$68,272.23	\$31,134.67	\$68,272.23
Total	Total			\$68,272.23	\$31,134.67	\$68,272.23

Proposed Accomplishments

Actual Accomplishments

Number assisted:

	Owner		Renter		Total		Person	
	Total	Hispanic	Total	Hispanic	Total	Hispanic	Total	Hispanic
White:					0	0		
Black/African American:					0	0		
Asian:					0	0		
American Indian/Alaskan Native:					0	0		
Native Hawaiian/Other Pacific Islander:					0	0		
American Indian/Alaskan Native & White:					0	0		
Asian White:					0	0		
Black/African American & White:					0	0		
American Indian/Alaskan Native & Black/African American:					0	0		
Other multi-racial:					0	0		
Asian/Pacific Islander:					0	0		
Hispanic:					0	0		
Total:	0	0	0	0	0	0	0	0

Female-headed Households:

0



U.S. Department of Housing and Urban Development
Office of Community Planning and Development
Integrated Disbursement and Information System
CDBG Activity Summary Report (GPR) for Program Year 2023
PLEASANTON

Date: 30-Aug-2024

Time: 12:57

Page: 8

Income Category:

	Owner	Renter	Total	Person
Extremely Low			0	
Low Mod			0	
Moderate			0	
Non Low Moderate			0	
Total	0	0	0	0
Percent Low/Mod				

Annual Accomplishments

No data returned for this view. This might be because the applied filter excludes all data.



U.S. Department of Housing and Urban Development
 Office of Community Planning and Development
 Integrated Disbursement and Information System
 CDBG Activity Summary Report (GPR) for Program Year 2023
 PLEASANTON

Date: 30-Aug-2024
 Time: 12:57
 Page: 9

PGM Year: 2023
Project: 0001 - Open Heart Kitchen - Senior Meals Program
IDIS Activity: 333 - Open Heart Kitchen - Senior Meals Program (2023)
Status: Open
Location: 1141 Catalina Dr Livermore, CA 94550-5928
Objective: Create suitable living environments
Outcome: Availability/accessibility
Matrix Code: Other Public Services Not Listed in 05A-05Y, 03T (05Z) **National Objective:** LMC

Activity to prevent, prepare for, and respond to Coronavirus: No

Initial Funding Date: 11/01/2023

Description:
 Open Heart Kitchen proposes to provide seniors with free and reduced cost healthy meals Monday through Friday at the Pleasanton Senior Center in FY 2023-2024.

Financing

	Fund Type	Grant Year	Grant	Funded Amount	Drawn In Program Year	Drawn Thru Program Year
CDBG	PI			\$25,000.00	\$21,552.00	\$21,552.00
Total	Total			\$25,000.00	\$21,552.00	\$21,552.00

Proposed Accomplishments

People (General) : 700

Actual Accomplishments

Number assisted:

	Owner		Renter		Total		Person	
	Total	Hispanic	Total	Hispanic	Total	Hispanic	Total	Hispanic
White:	0	0	0	0	0	0	201	30
Black/African American:	0	0	0	0	0	0	8	0
Asian:	0	0	0	0	0	0	160	2
American Indian/Alaskan Native:	0	0	0	0	0	0	9	5
Native Hawaiian/Other Pacific Islander:	0	0	0	0	0	0	0	0
American Indian/Alaskan Native & White:	0	0	0	0	0	0	0	0
Asian White:	0	0	0	0	0	0	2	0
Black/African American & White:	0	0	0	0	0	0	1	0
American Indian/Alaskan Native & Black/African American:	0	0	0	0	0	0	0	0
Other multi-racial:	0	0	0	0	0	0	9	2
Asian/Pacific Islander:	0	0	0	0	0	0	0	0
Hispanic:	0	0	0	0	0	0	0	0
Total:	0	0	0	0	0	0	390	39



U.S. Department of Housing and Urban Development
 Office of Community Planning and Development
 Integrated Disbursement and Information System
 CDBG Activity Summary Report (GPR) for Program Year 2023
 PLEASANTON

Date: 30-Aug-2024
 Time: 12:57
 Page: 10

Female-headed Households: 0 0 0

Income Category:

	Owner	Renter	Total	Person
Extremely Low	0	0	0	253
Low Mod	0	0	0	55
Moderate	0	0	0	37
Non Low Moderate	0	0	0	45
Total	0	0	0	390
Percent Low/Mod				88.5%

Annual Accomplishments

Years	Accomplishment Narrative	# Benefitting
2023	The Open Heart Kitchen Senior Meal Program provides nutritious, prepared meals to community members aged 60 and above at three Tri-Valley locations, including lunches at the Pleasanton Senior Center. Monthly menus are provided in print and online in multiple languages. The meals are analyzed by a Registered Dietitian, who checks to ensure that recipes meet the requirements of a senior diet established by the California Department of Aging. Between July 1, 2023 through June 30, 2024, Open Heart Kitchen provided nutritious meals to 390 Pleasanton seniors.	



U.S. Department of Housing and Urban Development
 Office of Community Planning and Development
 Integrated Disbursement and Information System
 CDBG Activity Summary Report (GPR) for Program Year 2023
 PLEASANTON

Date: 30-Aug-2024
 Time: 12:57
 Page: 11

PGM Year: 2023
Project: 0002 - Spectrum Community Services - Meals on Wheels
IDIS Activity: 334 - Spectrum Community Services - Meals on Wheels (2023)
Status: Open
Location: 2621 Barrington Ct Hayward, CA 94545-1100
Objective: Create suitable living environments
Outcome: Availability/accessibility
Matrix Code: Other Public Services Not Listed in 05A-05Y, 03T (05Z) **National Objective:** LMC

Activity to prevent, prepare for, and respond to Coronavirus: No

Initial Funding Date: 11/01/2023

Description:
 In FY2023-2024, Spectrum's Meals on Wheels Program will deliver a minimum of 21,400 meals to 135 homebound seniors and 500 meals for disabled adults.

Financing

	Fund Type	Grant Year	Grant	Funded Amount	Drawn In Program Year	Drawn Thru Program Year
CDBG	EN	2023	B23MC060050	\$16,925.00	\$0.00	\$0.00
	PI			\$15,127.00	\$15,127.00	\$15,127.00
Total	Total			\$32,052.00	\$15,127.00	\$15,127.00

Proposed Accomplishments

People (General) : 135

Actual Accomplishments

Number assisted:

	Owner		Renter		Total		Person	
	Total	Hispanic	Total	Hispanic	Total	Hispanic	Total	Hispanic
White:	0	0	0	0	0	0	131	9
Black/African American:	0	0	0	0	0	0	4	0
Asian:	0	0	0	0	0	0	35	3
American Indian/Alaskan Native:	0	0	0	0	0	0	0	0
Native Hawaiian/Other Pacific Islander:	0	0	0	0	0	0	1	0
American Indian/Alaskan Native & White:	0	0	0	0	0	0	0	0
Asian White:	0	0	0	0	0	0	0	0
Black/African American & White:	0	0	0	0	0	0	0	0
American Indian/Alaskan Native & Black/African American:	0	0	0	0	0	0	0	0
Other multi-racial:	0	0	0	0	0	0	8	0
Asian/Pacific Islander:	0	0	0	0	0	0	0	0
Hispanic:	0	0	0	0	0	0	0	0



U.S. Department of Housing and Urban Development
 Office of Community Planning and Development
 Integrated Disbursement and Information System
 CDBG Activity Summary Report (GPR) for Program Year 2023
 PLEASANTON

Date: 30-Aug-2024
 Time: 12:57
 Page: 12

Total:	0	0	0	0	0	0	179	12	
Female-headed Households:	0		0		0				
<i>Income Category:</i>									
	Owner	Renter	Total						Person
Extremely Low	0	0	0						89
Low Mod	0	0	0						57
Moderate	0	0	0						6
Non Low Moderate	0	0	0						27
Total	0	0	0						179
Percent Low/Mod									84.9%

Annual Accomplishments

Years	Accomplishment Narrative	# Benefitting
2023	Between July 1, 2023 through June 30, 2024, Spectrum provided 24,256 meals and wellness checks to 179 Pleasanton homebound seniors and disabled adults.	



U.S. Department of Housing and Urban Development
Office of Community Planning and Development
Integrated Disbursement and Information System
CDBG Activity Summary Report (GPR) for Program Year 2023
PLEASANTON

Date: 30-Aug-2024

Time: 12:57

Page: 14

Female-headed Households:

0

Income Category:

	Owner	Renter	Total	Person
Extremely Low			0	
Low Mod			0	
Moderate			0	
Non Low Moderate			0	
Total	0	0	0	0
Percent Low/Mod				

Annual Accomplishments

No data returned for this view. This might be because the applied filter excludes all data.



U.S. Department of Housing and Urban Development
 Office of Community Planning and Development
 Integrated Disbursement and Information System
 CDBG Activity Summary Report (GPR) for Program Year 2023
 PLEASANTON

Date: 30-Aug-2024
 Time: 12:57
 Page: 15

PGM Year: 2023
Project: 0005 - City of Pleasanton Administration
IDIS Activity: 336 - City of Pleasanton Administration (2023)

Status: Open
Location: ,
Objective:
Outcome:
Matrix Code: General Program Administration (21A) **National Objective:**

Activity to prevent, prepare for, and respond to Coronavirus: No

Initial Funding Date: 11/01/2023

Description:
 General administration of the CDBG program in FY2023-2024.

Financing

	Fund Type	Grant Year	Grant	Funded Amount	Drawn In Program Year	Drawn Thru Program Year
CDBG	EN	2023	B23MC060050	\$42,136.00	\$0.00	\$0.00
	PI			\$33,933.00	\$33,933.00	\$33,933.00
Total	Total			\$76,069.00	\$33,933.00	\$33,933.00

Proposed Accomplishments

Actual Accomplishments

<i>Number assisted:</i>	Owner		Renter		Total		Person	
	Total	Hispanic	Total	Hispanic	Total	Hispanic	Total	Hispanic
White:					0	0		
Black/African American:					0	0		
Asian:					0	0		
American Indian/Alaskan Native:					0	0		
Native Hawaiian/Other Pacific Islander:					0	0		
American Indian/Alaskan Native & White:					0	0		
Asian White:					0	0		
Black/African American & White:					0	0		
American Indian/Alaskan Native & Black/African American:					0	0		
Other multi-racial:					0	0		
Asian/Pacific Islander:					0	0		
Hispanic:					0	0		
Total:	0	0	0	0	0	0	0	0



U.S. Department of Housing and Urban Development
Office of Community Planning and Development
Integrated Disbursement and Information System
CDBG Activity Summary Report (GPR) for Program Year 2023
PLEASANTON

Date: 30-Aug-2024

Time: 12:57

Page: 16

Female-headed Households:

0

Income Category:

	Owner	Renter	Total	Person
Extremely Low			0	
Low Mod			0	
Moderate			0	
Non Low Moderate			0	
Total	0	0	0	0
Percent Low/Mod				

Annual Accomplishments

No data returned for this view. This might be because the applied filter excludes all data.



U.S. Department of Housing and Urban Development
Office of Community Planning and Development
Integrated Disbursement and Information System
CDBG Activity Summary Report (GPR) for Program Year 2023
PLEASANTON

Date: 30-Aug-2024

Time: 12:57

Page: 17

Total Funded Amount:	\$489,292.74
Total Drawn Thru Program Year:	\$426,783.74
Total Drawn In Program Year:	\$138,328.14

PR23 - Accomplishment Summary



U.S. Department of Housing and Urban Development
 Office of Community Planning and Development
 Integrated Disbursement and Information System
 CDBG and CDBG-CV Summary of Accomplishments
 Program Year: 2023

DATE: 08-30-24
 TIME: 13:01
 PAGE: 1

PLEASANTON

Count of CDBG and CDBG-CV Activities with Disbursements by Activity Group & Matrix Code

Activity Group	Activity Category	Open Count	Open Activities Disbursed	Completed Count	Completed Activities Disbursed	Program Year Count	Total Activities Disbursed
Public Facilities and Improvements	Neighborhood Facilities (03E)	0	\$0.00	1	\$0.00	1	\$0.00
	Total Public Facilities and Improvements	0	\$0.00	1	\$0.00	1	\$0.00
Public Services	Other Public Services Not Listed in 05A-05Y, 03T (05Z)	2	\$36,679.00	1	\$12,297.57	3	\$48,976.57
	Total Public Services	2	\$36,679.00	1	\$12,297.57	3	\$48,976.57
General Administration and Planning	General Program Administration (21A)	1	\$33,933.00	1	\$31,134.67	2	\$65,067.67
	Total General Administration and Planning	1	\$33,933.00	1	\$31,134.67	2	\$65,067.67
Repayment of Section 108 Loans	Payment of interest on Section 108 loans (24A)	1	\$24,282.00	1	\$1.90	2	\$24,283.90
	Total Repayment of Section 108 Loans	1	\$24,282.00	1	\$1.90	2	\$24,283.90
Grand Total		4	\$94,894.00	4	\$43,434.14	8	\$138,328.14



PLEASANTON

CDBG and CDBG-CV Sum of Actual Accomplishments by Activity Group and Accomplishment Type

Activity Group	Matrix Code	Accomplishment Type	Open Count	Completed Count	Program Year Totals
Public Facilities and Improvements	Neighborhood Facilities (03E)	Public Facilities	0	96	96
	Total Public Facilities and Improvements		0	96	96
Public Services	Other Public Services Not Listed in 05A-05Y, 03T (05Z)	Persons	569	184	753
	Total Public Services		569	184	753
Grand Total			569	280	849



PLEASANTON

CDBG and CDBG-CV Beneficiaries by Racial / Ethnic Category

Housing-Non Housing	Race	Total Persons	Total Hispanic Persons	Total Households	Total Hispanic Households
Non Housing	White	510	54	0	0
	Black/African American	19	0	0	0
	Asian	266	7	0	0
	American Indian/Alaskan Native	9	5	0	0
	Native Hawaiian/Other Pacific Islander	3	0	0	0
	Asian & White	2	0	0	0
	Black/African American & White	2	1	0	0
	Other multi-racial	38	4	0	0
	Total Non Housing	849	71	0	0
Grand Total	White	510	54	0	0
	Black/African American	19	0	0	0
	Asian	266	7	0	0
	American Indian/Alaskan Native	9	5	0	0
	Native Hawaiian/Other Pacific Islander	3	0	0	0
	Asian & White	2	0	0	0
	Black/African American & White	2	1	0	0
	Other multi-racial	38	4	0	0
	Total Grand Total	849	71	0	0



PLEASANTON

CDBG and CDBG-CV Beneficiaries by Income Category [\(Click here to view activities\)](#)

	Income Levels	Owner Occupied	Renter Occupied	Persons
Non Housing	Extremely Low (<=30%)	0	0	342
	Low (>30% and <=50%)	0	0	112
	Mod (>50% and <=80%)	0	0	43
	Total Low-Mod	0	0	497
	Non Low-Mod (>80%)	0	0	72
	Total Beneficiaries	0	0	569

PR26 - Financial and Activity Summary



Office of Community Planning and Development
 U.S. Department of Housing and Urban Development
 Integrated Disbursement and Information System
 PR26 - CDBG Financial Summary Report
 Program Year 2023
 PLEASANTON , CA

DATE: 08-30-24
 TIME: 13:05
 PAGE: 1

PART I: SUMMARY OF CDBG RESOURCES

01 UNEXPENDED CDBG FUNDS AT END OF PREVIOUS PROGRAM YEAR	0.00
02 ENTITLEMENT GRANT	380,348.00
03 SURPLUS URBAN RENEWAL	0.00
04 SECTION 108 GUARANTEED LOAN FUNDS	0.00
05 CURRENT YEAR PROGRAM INCOME	130,564.96
05a CURRENT YEAR SECTION 108 PROGRAM INCOME (FOR SI TYPE)	0.00
06 FUNDS RETURNED TO THE LINE-OF-CREDIT	509.23
06a FUNDS RETURNED TO THE LOCAL CDBG ACCOUNT	0.00
07 ADJUSTMENT TO COMPUTE TOTAL AVAILABLE	0.00
08 TOTAL AVAILABLE (SUM, LINES 01-07)	511,422.19

PART II: SUMMARY OF CDBG EXPENDITURES

09 DISBURSEMENTS OTHER THAN SECTION 108 REPAYMENTS AND PLANNING/ADMINISTRATION	48,976.57
10 ADJUSTMENT TO COMPUTE TOTAL AMOUNT SUBJECT TO LOW/MOD BENEFIT	0.00
11 AMOUNT SUBJECT TO LOW/MOD BENEFIT (LINE 09 + LINE 10)	48,976.57
12 DISBURSED IN IDIS FOR PLANNING/ADMINISTRATION	65,067.67
13 DISBURSED IN IDIS FOR SECTION 108 REPAYMENTS	24,283.90
14 ADJUSTMENT TO COMPUTE TOTAL EXPENDITURES	0.00
15 TOTAL EXPENDITURES (SUM, LINES 11-14)	138,328.14
16 UNEXPENDED BALANCE (LINE 08 - LINE 15)	373,094.05

PART III: LOWMOD BENEFIT THIS REPORTING PERIOD

17 EXPENDED FOR LOW/MOD HOUSING IN SPECIAL AREAS	0.00
18 EXPENDED FOR LOW/MOD MULTI-UNIT HOUSING	0.00
19 DISBURSED FOR OTHER LOW/MOD ACTIVITIES	48,976.57
20 ADJUSTMENT TO COMPUTE TOTAL LOW/MOD CREDIT	0.00
21 TOTAL LOW/MOD CREDIT (SUM, LINES 17-20)	48,976.57
22 PERCENT LOW/MOD CREDIT (LINE 21/LINE 11)	100.00%

LOW/MOD BENEFIT FOR MULTI-YEAR CERTIFICATIONS

23 PROGRAM YEARS(PY) COVERED IN CERTIFICATION	PY: PY: PY:
24 CUMULATIVE NET EXPENDITURES SUBJECT TO LOW/MOD BENEFIT CALCULATION	0.00
25 CUMULATIVE EXPENDITURES BENEFITING LOW/MOD PERSONS	0.00
26 PERCENT BENEFIT TO LOW/MOD PERSONS (LINE 25/LINE 24)	0.00%

PART IV: PUBLIC SERVICE (PS) CAP CALCULATIONS

27 DISBURSED IN IDIS FOR PUBLIC SERVICES	48,976.57
28 PS UNLIQUIDATED OBLIGATIONS AT END OF CURRENT PROGRAM YEAR	0.00
29 PS UNLIQUIDATED OBLIGATIONS AT END OF PREVIOUS PROGRAM YEAR	0.00
30 ADJUSTMENT TO COMPUTE TOTAL PS OBLIGATIONS	0.00
31 TOTAL PS OBLIGATIONS (LINE 27 + LINE 28 - LINE 29 + LINE 30)	48,976.57
32 ENTITLEMENT GRANT	380,348.00
33 PRIOR YEAR PROGRAM INCOME	0.00
34 ADJUSTMENT TO COMPUTE TOTAL SUBJECT TO PS CAP	0.00
35 TOTAL SUBJECT TO PS CAP (SUM, LINES 32-34)	380,348.00
36 PERCENT FUNDS OBLIGATED FOR PS ACTIVITIES (LINE 31/LINE 35)	12.88%

PART V: PLANNING AND ADMINISTRATION (PA) CAP

37 DISBURSED IN IDIS FOR PLANNING/ADMINISTRATION	65,067.67
38 PA UNLIQUIDATED OBLIGATIONS AT END OF CURRENT PROGRAM YEAR	0.00
39 PA UNLIQUIDATED OBLIGATIONS AT END OF PREVIOUS PROGRAM YEAR	0.00
40 ADJUSTMENT TO COMPUTE TOTAL PA OBLIGATIONS	0.00
41 TOTAL PA OBLIGATIONS (LINE 37 + LINE 38 - LINE 39 +LINE 40)	65,067.67
42 ENTITLEMENT GRANT	380,348.00
43 CURRENT YEAR PROGRAM INCOME	130,564.96
44 ADJUSTMENT TO COMPUTE TOTAL SUBJECT TO PA CAP	0.00
45 TOTAL SUBJECT TO PA CAP (SUM, LINES 42-44)	510,912.96
46 PERCENT FUNDS OBLIGATED FOR PA ACTIVITIES (LINE 41/LINE 45)	12.74%



LINE 17 DETAIL: ACTIVITIES TO CONSIDER IN DETERMINING THE AMOUNT TO ENTER ON LINE 17

No data returned for this view. This might be because the applied filter excludes all data.

LINE 18 DETAIL: ACTIVITIES TO CONSIDER IN DETERMINING THE AMOUNT TO ENTER ON LINE 18

No data returned for this view. This might be because the applied filter excludes all data.

LINE 19 DETAIL: ACTIVITIES INCLUDED IN THE COMPUTATION OF LINE 19

Plan Year	IDIS Project	IDIS Activity	Voucher Number	Activity Name	Matrix Code	National Objective	Drawn Amount
2022	2	329	6812731	Spectrum Community Services - Meals on Wheels (2022)	05Z	LMC	\$12,297.57
2023	1	333	6870616	Open Heart Kitchen - Senior Meals Program (2023)	05Z	LMC	\$21,552.00
2023	2	334	6870616	Spectrum Community Services - Meals on Wheels (2023)	05Z	LMC	\$15,127.00
					05Z	Matrix Code	\$48,976.57
Total							\$48,976.57

LINE 27 DETAIL: ACTIVITIES INCLUDED IN THE COMPUTATION OF LINE 27

Plan Year	IDIS Project	IDIS Activity	Voucher Number	Activity to prevent, prepare for, and respond to Coronavirus	Activity Name	Grant Number	Fund Type	Matrix Code	National Objective	Drawn Amount
2022	2	329	6812731	No	Spectrum Community Services - Meals on Wheels (2022)	B22MC060050	EN	05Z	LMC	\$12,297.57
2023	1	333	6870616	No	Open Heart Kitchen - Senior Meals Program (2023)	B23MC060050	PI	05Z	LMC	\$21,552.00
2023	2	334	6870616	No	Spectrum Community Services - Meals on Wheels (2023)	B23MC060050	PI	05Z	LMC	\$15,127.00
				No	Activity to prevent, prepare for, and respond to Coronavirus			05Z	Matrix Code	\$48,976.57
Total										\$48,976.57

LINE 37 DETAIL: ACTIVITIES INCLUDED IN THE COMPUTATION OF LINE 37

Plan Year	IDIS Project	IDIS Activity	Voucher Number	Activity Name	Matrix Code	National Objective	Drawn Amount
2022	4	331	6812731	City of Pleasanton Administration (2022)	21A		\$31,134.67
2023	5	336	6870616	City of Pleasanton Administration (2023)	21A		\$33,933.00
					21A	Matrix Code	\$65,067.67
Total							\$65,067.67



PART I: SUMMARY OF CDBG-CV RESOURCES

01 CDBG-CV GRANT	651,844.00
02 FUNDS RETURNED TO THE LINE-OF-CREDIT	0.00
03 FUNDS RETURNED TO THE LOCAL CDBG ACCOUNT	0.00
04 TOTAL CDBG-CV FUNDS AWARDED	651,844.00

PART II: SUMMARY OF CDBG-CV EXPENDITURES

05 DISBURSEMENTS OTHER THAN SECTION 108 REPAYMENTS AND PLANNING/ADMINISTRATION	636,091.78
06 DISBURSED IN IDIS FOR PLANNING/ADMINISTRATION	0.00
07 DISBURSED IN IDIS FOR SECTION 108 REPAYMENTS	0.00
08 TOTAL EXPENDITURES (SUM, LINES 05 - 07)	636,091.78
09 UNEXPENDED BALANCE (LINE 04 - LINE8)	15,752.22

PART III: LOWMOD BENEFIT FOR THE CDBG-CV GRANT

10 EXPENDED FOR LOW/MOD HOUSING IN SPECIAL AREAS	0.00
11 EXPENDED FOR LOW/MOD MULTI-UNIT HOUSING	0.00
12 DISBURSED FOR OTHER LOW/MOD ACTIVITIES	636,091.78
13 TOTAL LOW/MOD CREDIT (SUM, LINES 10 - 12)	636,091.78
14 AMOUNT SUBJECT TO LOW/MOD BENEFIT (LINE 05)	636,091.78
15 PERCENT LOW/MOD CREDIT (LINE 13/LINE 14)	100.00%

PART IV: PUBLIC SERVICE (PS) CALCULATIONS

16 DISBURSED IN IDIS FOR PUBLIC SERVICES	636,091.78
17 CDBG-CV GRANT	651,844.00
18 PERCENT OF FUNDS DISBURSED FOR PS ACTIVITIES (LINE 16/LINE 17)	97.58%

PART V: PLANNING AND ADMINISTRATION (PA) CAP

19 DISBURSED IN IDIS FOR PLANNING/ADMINISTRATION	0.00
20 CDBG-CV GRANT	651,844.00
21 PERCENT OF FUNDS DISBURSED FOR PA ACTIVITIES (LINE 19/LINE 20)	0.00%



LINE 10 DETAIL: ACTIVITIES TO CONSIDER IN DETERMINING THE AMOUNT TO ENTER ON LINE 10

No data returned for this view. This might be because the applied filter excludes all data.

LINE 11 DETAIL: ACTIVITIES TO CONSIDER IN DETERMINING THE AMOUNT TO ENTER ON LINE 11

No data returned for this view. This might be because the applied filter excludes all data.

LINE 12 DETAIL: ACTIVITIES INCLUDED IN THE COMPUTATION OF LINE 12

Plan Year	IDIS Project	IDIS Activity	Voucher Number	Activity Name	Matrix Code	National Objective	Drawn Amount
2020	14	326	6790802	CV - Tri-Valley Regional Testing Center	05M	LMC	\$23,000.00
	15	324	6609326	CV - Axis Community Health - Telehealth Medical Services	05M	LMC	\$280,314.00
	16	317	6531003	CV - Spectrum Community Services (2020)	05Z	LMC	\$48,000.00
	17	322	6531003	CV - Emergency Rental Assistance Program	05Q	LMC	\$150,000.00
	18	325	6609326	CV - Food Distribution Center	05W	LMC	\$50,000.00
			6658949	CV - Food Distribution Center	05W	LMC	\$84,777.78
Total							\$636,091.78

LINE 16 DETAIL: ACTIVITIES INCLUDED IN THE COMPUTATION OF LINE 16

Plan Year	IDIS Project	IDIS Activity	Voucher Number	Activity Name	Matrix Code	National Objective	Drawn Amount
2020	14	326	6790802	CV - Tri-Valley Regional Testing Center	05M	LMC	\$23,000.00
	15	324	6609326	CV - Axis Community Health - Telehealth Medical Services	05M	LMC	\$280,314.00
	16	317	6531003	CV - Spectrum Community Services (2020)	05Z	LMC	\$48,000.00
	17	322	6531003	CV - Emergency Rental Assistance Program	05Q	LMC	\$150,000.00
	18	325	6609326	CV - Food Distribution Center	05W	LMC	\$50,000.00
			6658949	CV - Food Distribution Center	05W	LMC	\$84,777.78
Total							\$636,091.78

LINE 19 DETAIL: ACTIVITIES INCLUDED IN THE COMPUTATION OF LINE 19

No data returned for this view. This might be because the applied filter excludes all data.

Citizen Participation



FY 2023/24 Consolidated Annual Performance Evaluation Report (CAPER)

Citizen Participation

In compliance with the City's Citizen Participation Plan, the City of Pleasanton provided its residents several opportunities to comment on the FY 2023/24 CAPER. The City solicited public comments by:

- Publishing a Public Notice in a locally circulated newspaper *Tri-Valley Herald* on August 24, 2024 (see ad proof). Alameda County also published notices regarding the CAPERs of the Alameda County HOME Consortium jurisdictions, which includes all entitlement cities and the urban county, being available for public review from September 3rd through September 19th, 2024 in ANG newspapers throughout the County (see ad proofs).
- Posting the draft CAPER report on the City's website from September 3rd through September 19th, 2024. This public comment period meets HUD's 15-day public comment period requirement.
- Providing the website link of the draft CAPER to subrecipients, other agencies, and those on the City's CDBG distribution list.
- Holding a public hearing to review and approve the draft CAPER at the City of Pleasanton Human Services Commission meeting on September 4, 2024.
- Collaborating with the Alameda County HOME Consortium to hold an in-person public hearing on the draft CAPER on September 12, 2024.

Written comments or inquiries were instructed to be submitted to Steve Hernandez, Housing Manager, at shernandez@cityofpleasantonca.gov or at 925-931-5007.

2003193

CALIF. NEWSPAPER SVC.
BILLING DEPT.
PO BOX 60460
LOS ANGELES, CA 90060

PROOF OF PUBLICATION

FILE NO. 3845524

Tri-Valley Herald

I am a citizen of the United States. I am over the age of eighteen years and I am not a party to or interested in the above entitled matter. I am the Legal Advertising Clerk of the printer and publisher of the Tri-Valley Herald, a newspaper published in the English language in the City of Livermore, County of Alameda, State of California.


I declare that the Tri-Valley Herald is a newspaper of general circulation as defined by the laws of the State of California as determined by court decree dated September 16, 1947, Case Number 205370 and modified November 19, 1973, Case Number 240625. Said decree states that the Tri-Valley Herald is adjudged to be a newspaper of general circulation for the City of Livermore, County of Alameda and State of California. Said order has not been revoked.

I declare that the notice, of which the annexed is a printed copy, has been published in each regular and entire issue of said newspaper and not in any supplement thereof on the following dates, to wit:

08/24/2024

I certify (or declare) under the penalty of perjury that the foregoing is true and correct.

Executed at Richmond, California.
On this 26th day of August, 2024.



Public Notice Advertising Clerk

PUBLIC NOTICE Draft Consolidated Annual Performance and Evaluation Report of the Alameda County HOME Consortium Jurisdictions which are eligible to receive federal funding from housing and community development programs administered by the United States Department of Housing and Urban Development (HUD) are required to prepare a Consolidated Plan which outlines needs, strategies, priorities, and programs for the expenditure of federal funds for housing and community development activities. The Consolidated Plan also combines the applications and reporting requirements for the Community Development Block Grant (CDBG), Emergency Solutions Grant (ESG), and HOME Investment Partnerships (HOME) formula programs. The Consolidated Plan is a planning document built on public participation and intergovernmental consultation. For the purpose of receiving and administering HOME funds, the Alameda County HOME Consortium (Consortium) was formed in 1992 and includes the CDBG-entitlement jurisdictions of Alameda, Fremont, Hayward, Livermore, Pleasanton, San Leandro, Union City, and the Urban County (the jurisdictions of Albany, Dublin, Emeryville, Newark, and Piedmont, and the unincorporated areas of the County). In May 2020, the Consortium adopted a Five-Year Consolidated Plan for Fiscal Years 2020 through 2024. The Consortium has prepared a Consolidated Annual Performance and Evaluation Report (CAPER) to assess performance during Fiscal Year 2023 under the federal programs covered by the Consolidated Plan. This report covers the period July 1, 2023 through June 30, 2024. It includes the Annual Performance Report for the HOME, CDBG and ESG Programs, and the Annual Performance Report by each of the entitlement jurisdictions assessing their performance according to the Consolidated Plan. The Draft FY23 CAPER will be available for inspection on HCD's Website: <https://www.achcd.org/> beginning September 3, 2024 on the HCD website. The public review period will end on September 19, 2024. A public hearing will be held to receive comments on the FY23 CAPER on Thursday, September 12, 2024, 3 p.m. at 224 W. Winton Avenue Room 160, Hayward, CA. The draft CAPER will also be available on the websites of the cities of Alameda, Albany, Dublin, Emeryville, Fremont, Hayward, Livermore, Newark, Piedmont, Pleasanton, San Leandro, and Union City. Un Español idioma intérprete disponible on la notificar de entre cinco (5) días al numero (510) 670-5203. Para TDD, llámé al numero (510) 265-0253. Electronic comments can be sent to Katie.alducin@acgov.org. For more information, call Katie Alducin at (510) 670- 5987.

8/24/24 **ATS/TVH 6848408 Aug. 24, 2024**

Alameda Times-Star

1101 Marina Village Pkwy., Ste. 201
Alameda, CA 94501
510-723-2850

2003193

CALIF. NEWSPAPER SVC.
BILLING DEPT.
PO BOX 60460
LOS ANGELES, CA 90060

PROOF OF PUBLICATION
FILE NO. 3845520

Alameda Times-Star

The Alameda Times-Star

I am a citizen of the United States; I am over the age of eighteen years, and not a party to or interested in the above-entitled matter. I am the Legal Advertising Clerk of the printer and publisher of The Alameda Times-Star, a newspaper published in the English language in the City of Alameda, County of Alameda, State of California.


I declare that The Alameda Times-Star is a newspaper of general circulation as defined by the laws of the State of California as determined by this court's order, dated September, 17, 1951, in the action entitled In the Matter of the Ascertainment and Establishment of the Standing of The Alameda Times-Star as a Newspaper of General Circulation, Case Number 236092. Said order states that "The Alameda Times-Star is a newspaper of general circulation within the City of Alameda, and the County of Alameda, and the State of California, within the meaning and intent of Chapter 1, Division 7, Title 1 [§§ 6000 et seq.] of the Government Code of the State of California." Said order has not been revoked, vacated or set aside.

I declare that the notice, of which the annexed is a printed copy, has been published in each regular and entire issue of said newspaper and not in any supplement thereof on the following dates, to wit:

08/24/2024

I certify (or declare) under the penalty of perjury that the foregoing is true and correct.

Executed at Richmond, California.
On this 26th day of August, 2024.


Public Notice Advertising Clerk

Legal No. 0006848408

PUBLIC NOTICE Draft Consolidated Annual Performance and Evaluation Report of the Alameda County HOME Consortium Jurisdictions which are eligible to receive federal funding from housing and community development programs administered by the United States Department of Housing and Urban Development (HUD) are required to prepare a Consolidated Plan which outlines needs, strategies, priorities, and programs for the expenditure of federal funds for housing and community development activities. The Consolidated Plan also combines the applications and reporting requirements for the Community Development Block Grant (CDBG), Emergency Solutions Grant (ESG), and HOME Investment Partnerships (HOME) formula programs. The Consolidated Plan is a planning document built on public participation and intergovernmental consultation. For the purpose of receiving and administering HOME funds, the Alameda County HOME Consortium (Consortium) was formed in 1992 and includes the CDBG-entitlement jurisdictions of Alameda, Fremont, Hayward, Livermore, Pleasanton, San Leandro, Union City, and the Urban County (the jurisdictions of Albany, Dublin, Emeryville, Newark, and Piedmont, and the unincorporated areas of the County). In May 2020, the Consortium adopted a Five-Year Consolidated Plan for Fiscal Years 2020 through 2024. The Consortium has prepared a Consolidated Annual Performance and Evaluation Report (CAPER) to assess performance during Fiscal Year 2023 under the federal programs covered by the Consolidated Plan. This report covers the period July 1, 2023 through June 30, 2024. It includes the Annual Performance Report for the HOME, CDBG and ESG Programs, and the Annual Performance Report by each of the entitlement jurisdictions assessing their performance according to the Consolidated Plan. The Draft FY23 CAPER will be available for inspection on HCD's Website: <https://www.achcd.org/> beginning September 3, 2024 on the HCD website. The public review period will end on September 19, 2024. A public hearing will be held to receive comments on the FY23 CAPER on Thursday, September 12, 2024, 3 p.m. at 224 W. Winton Avenue Room 160, Hayward, CA. The draft CAPER will also be available on the websites of the cities of Alameda, Albany, Dublin, Emeryville, Fremont, Hayward, Livermore, Newark, Piedmont, Pleasanton, San Leandro, and Union City. Un Español idioma intérprete disponible on la notificar de entre cinco (5) días al numero (510) 670-5203. Para TDD, llámé al numero (510) 265-0253. Electronic comments can be sent to Katie.alducin@acgov.org. For more information, call Katie Alducin at (510) 670-5987.
8/24/24

ATS/TVH 6848408 Aug. 24, 2024

